



MOTORTRONICS™

Solid State AC Motor Control

VMX-agility™

SIZE 2: FAN KIT INSTALLATION GUIDE



Fan Kit Installation Guide (Size 2)

Phasetronics Inc. dba Motortronics
1600 Sunshine Drive
Clearwater, Florida 33765
www.motortronics.com

© 2019 by Phasetronics, all rights reserved

Copyright subsists in all Phasetronics Inc. deliverables including magnetic, optical and/or any other soft copy of these deliverables. This document may not be reproduced, in full or in part, without written permission. Enquiries about copyright of Phasetronics Inc. deliverables should be made to Phasetronics Inc. Ltd. If, by permission of the copyright owner, any part of this document is quoted, then a statement specifying the original document shall be added to the quotation. Any such quotation shall be according to the original (text, figure or table) and may not be shortened or modified.

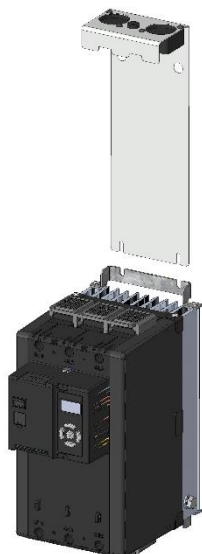
Fan (VMX-AGY-031)

VMX-AGY-031 is designed for models VMX-AGY-201 to VMX-AGY-209. It increases the number of start/stop cycles per hour (see table below). The fan operates automatically during a soft start or soft stop and will continue to run if the heatsink temperature is $> 113^{\circ}\text{F}$ (45°C). The fan stops when the heatsink temperature has fallen below 104°F (40°C).

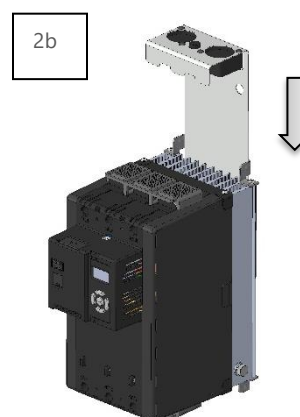
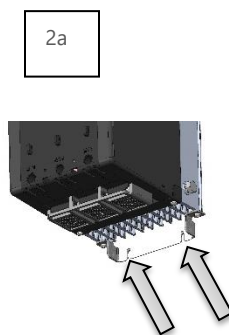
Agility model	Maximum duty cycle F-S with optional fan fitted
VMX-AGY-201 / VMX-AGY-203	90-40 (40 cycles per hour)
VMX-AGY-205	90-30 (30 cycles per hour)
VMX-AGY-207	90-20 (20 cycles per hour)
VMX-AGY-209	90-10 (10 cycles per hour)

Fitting

Step 1. Position the assembly at the top on the VMX-agility unit



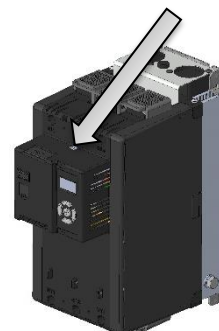
Step 2. Loosen the two lower mounting screws (2a) and slide the fan assembly downward between the mounting bracket and the heatsink fins (2b)



Step 3. When the fan assembly is fully inserted and the lower plate of the assembly has engaged with the lower mounting screws, re-tighten the mounting screws fully.



Step 4. Remove the blanking plug and insert the flying lead from the fan assembly into the socket as indicated below.



California Customers:

California Proposition 65 Warning

WARNING: this product and associated accessories may contain chemicals known to the State of California to cause cancer, birth defects, or other reproductive harm. For more information visit <https://p65warnings.ca.gov>



MOTORTRONICS™

Solid State AC Motor Control

VMX-agility™

SIZE 2: FAN KIT INSTALLATION GUIDE

Phasetronics, Inc. dba Motortronics
1600 Sunshine Drive
Clearwater, Florida 33765
USA

Tel: +1 727.573.1819 or 888.767.7792
Fax: +1 727.573.1803 or 800.548.4104

www.motortronics.com